



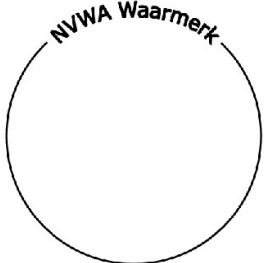
Check certificate

Starting the Check certificate application



Push the button on the site www.e-cert.nl.

Give in the Certificate number and the verification number from the certificate.

<p>Certificate verification * input required</p> <p>Certificate number * <input type="text" value="MAY-803171603"/></p> <p> Please enter a certificate number.</p> <p>Verification number * <input type="text" value="3066 4477 3062 6657"/></p>	<p style="text-align: center;"> Koninkrijk der Nederlanden</p> <p style="text-align: center;">CERTIFICAAT (veterinair certificaat) certificaatnummer: <input type="text" value="MAY-803171603"/></p> <p>Gedaan te / Done at / Ausgefertigt in / Fait à / Hecho en Afferden Op / On / Am / Le / El 06-MAY-2019</p> <p>Handtekening officiële dierenarts / Signature of the official veterinarian / Unterschrift des amtlichen Tierarztes / Signature du vétérinaire officiel / Firma veterinario oficial</p> <p>Naam in hoofdletters / Name in capital letters / Name in Grossbuchstaben / Nom en lettres capitales / Nombre en letras capitales</p> <p>(verification of document - www.e-cert.nl - verification number : <input type="text" value="3066 4477 3062 6657"/></p> <p style="text-align: right;"></p>
---	--

